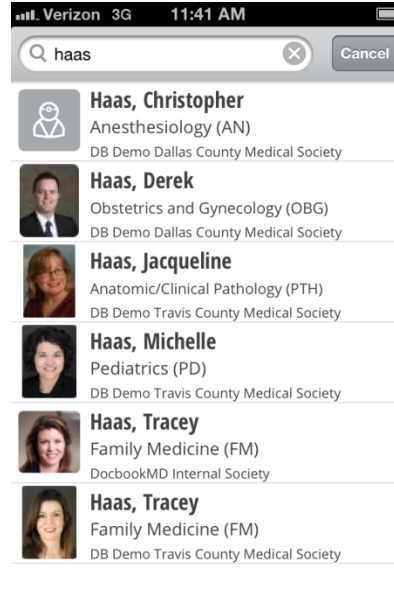


How to Invite a Physician to Join DocbookMD

If you want to send a message to a physician who is not enrolled in DocbookMD, you must invite the person to join, the physician needs to enroll in the app; and then you can exchange messages.

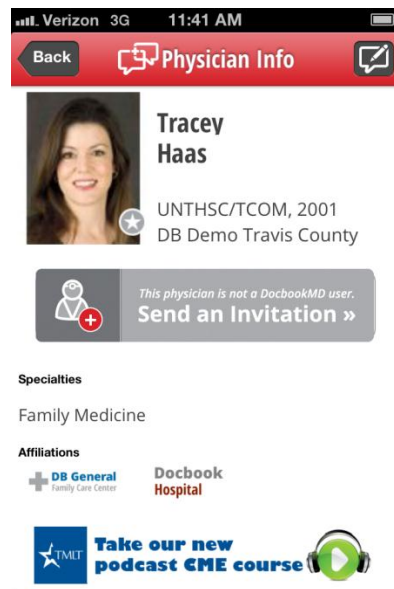
Begin by locating the desired physician in the Physicians directory.

Tap the physician's name.



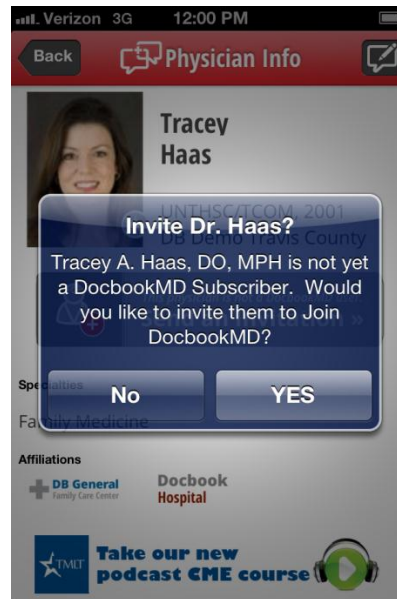
The Physician Info screen displays for the individual selected.

Tap the **Send an Invitation** button.



How to Invite a Physician to Join DocbookMD, *continued*

Tap the **YES** button to confirm you want to invite the selected physician to join DocbookMD.



On the invitation screen you have the option to customize the message by clicking in the text box and editing.

Scroll to the bottom of the screen and click the **Send** button when you are ready to invite the physician to join.

Note: You can use the **Cancel** button at the top of the screen if you decide to not send the invitation.

